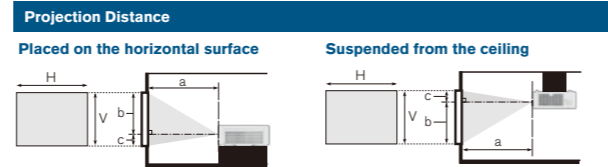



Specifications				
Model name	MC-X5551	MC-WX5505	MC-WX5501	MC-WU5505 / MC-WU5501
Display system	3LCD			
Display device	Size of effective display area	0.63"	0.59"	0.67"
	Number of pixels	786,432 pixels (1,024 horizontal x 768 vertical)	1,024,000 pixels (1,280 horizontal x 800 vertical)	2,304,000 pixels (1,920 horizontal x 1,200 vertical)
Lens	Zoom	Manual (x1.6)		Manual (x1.7)
	Focus	Manual		
	Lens shift	Manual (V, H)		
Light source	300 W (high pressure mercury lamp)			
Screen size	30 - 300 inch			
Light output (Brightness) ¹	5,800 lm	5,200 lm		
Contrast ratio (full white / full black) ²	16,000 : 1			
Speaker	16 W x 1 (mono)			
Displayable scanning frequency	Horizontal	31.5 - 106 kHz		
	Vertical	56 - 120 Hz		
Display resolution	Computer	Full HD (max.) *Native resolution is XGA	Full HD (max.) *Native resolution is WXGA	WUXGA ³ (max.) *Native resolution is WUXGA
	Video	1080P (max.) *Native resolution is XGA	1080P (max.) *Native resolution is WXGA	1080P (max.) *Native resolution is WUXGA
Terminals	COMPUTER IN 1	Mini D-sub 15-pin connector x 1		
	MONITOR OUT	Mini-D-sub 15-pin connector x 1		
	VIDEO	RCA connector x 1		
	HDBaseT	RJ-45 connector x 1	RJ-45 connector x 1	
	HDMI IN	HDMI connector x 2 (HDCP compliant) * HDMI IN1 supports MHL input.		
	HDMI OUT	HDMI connector x 1 (HDCP compliant)		
	AUDIO IN	3.5 mm (stereo) mini connector x 1 / 2 RCA connector (L, R) x 1		
	AUDIO OUT	3.5mm (stereo) mini connector x 1		
	CONTROL IN (RS-232C)	D-sub 9-pin connector x 1		
	LAN	RJ-45 connector x 1		
WIRELESS	USB type A x 1 (Wireless adapter (option))			
REMOTE CONTROL IN	3.5mm (stereo) mini connector x 1			
REMOTE CONTROL OUT	3.5mm (stereo) mini connector x 1			
Network	Wired	100BASE-TX / 10BASE-T		
	Wireless (Option ⁴)	IEEE 802.11b/g/n		
Operating temperature	0 - 40 °C (32 - 104 °F) at altitude of 0 - 1,600 m (0 - 5,249 ft)			
	0 - 35 °C (32 - 95 °F) at altitude of 1,600 - 3,048 m (5,249 - 10,000 ft) * When the ambient temperature exceeds 35 °C, the brightness of the lamp is reduced automatically.			
Operating humidity	10 - 90%RH (non-condensing)			
Power requirements	AC100 - 120 V (50 Hz / 60 Hz) , 4.4 A			
	AC220 - 240 V (50 Hz / 60 Hz) , 2.2 A			
Power consumption	AC100 - 120 V (50 Hz / 60 Hz) : 440 W			
	AC220 - 240 V (50 Hz / 60 Hz) : 420 W			
Standby mode power consumption	Less than 0.5 W at saving mode ⁵			
Standard outside dimensions (W x H x D)	466 mm x 138 mm x 337 mm (18.3" x 5.4" x 13.3") (Including protruding parts)		466 mm x 138 mm x 339 mm (18.3" x 5.4" x 13.3") (Including protruding parts)	
	460 mm x 138 mm x 334 mm (18.1" x 5.4" x 13.1") (Excluding protruding parts)		460 mm x 138 mm x 334 mm (18.1" x 5.4" x 13.1") (Excluding protruding parts)	
Weight	Approx. 6.8 kg (15.0 lbs.)		Approx. 7.1 kg (15.7 lbs.)	
Accessories	Remote control with two AA batteries, Power cord, Computer cable, Lens cover, Adapter cover, Terminal cover (for MC-WX5505 and MC-WU5505 only), User's manual, Security label, Hook metal, Screw, Cable tie, HDMI cable holder			
	Lamp	DT01931		
Air filter	UX41161			
Mounting accessories	HAS-9110 (Bracket for fixing mount), HAS-104S (Slim adapter for fixing mount), HAS-204L (Standard adapter for fixing mount), HAS-304H (Long adapter for fixing mount)			
USB wireless adapter	USB-WL-11N ⁶			
Remote Control (with the wired remote terminal)	RC-R104			

¹ When PICTURE MODE is set to DYNAMIC, ACTIVE IRIS is set to OFF, ZOOM position is WIDE (max), and lens shift position is center (V/H : 0 %). ² When PICTURE MODE is set to DYNAMIC, ACTIVE IRIS is set to PRESENTATION, ZOOM position is WIDE (max), and lens shift position is center (V/H : 0 %). ³ WUXGA (60 Hz) Reduced Blanking only. ⁴ Optional wireless adapter is needed. ⁵ SAVING mode disables the functions of MONITOR OUT, AUDIO OUT, speaker sound, network communication, RS-232C control except POWER ON command, etc. in standby. ⁶ The availability of the USB wireless adapter varies depending on the country and the region.

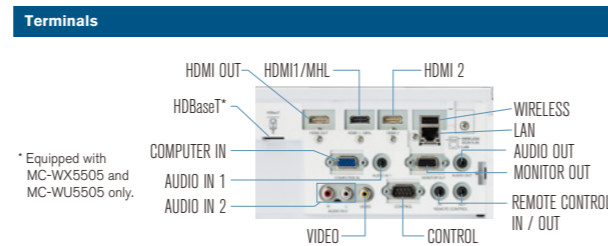


H x V : Screen size
a : Projection distance (from the projector's front panel to screen. Tolerance ±10%)
b : Screen height from lens center to top (when installed on a horizontal surface)
c : Screen height from lens center to bottom (when installed on a horizontal surface)
*The figures are not drawn to scale.

Screen type	Screen size			Projection distance a				Screen height				
	H		V	min.		max.		b		c		
in.	m	in.	m	in.	m	in.	m	in.	cm	in.	cm	in.
60	1.2	48	0.9	36	1.7	65	2.7	107	91	36	0	0
80	1.6	64	1.2	48	2.2	88	3.6	144	122	48	0	0
100	2.0	80	1.5	60	2.8	111	4.6	180	152	60	0	0
120	2.4	96	1.8	72	3.4	133	5.5	217	183	72	0	0
150	3.0	120	2.3	90	4.3	168	6.9	272	229	90	0	0
200	4.1	160	3.0	120	5.7	224	9.2	364	305	120	0	0
250	5.1	200	3.8	150	7.1	281	11.6	456	381	150	0	0
300	6.1	240	4.6	180	8.6	338	13.9	548	457	180	0	0

Screen type	Screen size			Projection distance a				Screen height				
	H		V	min.		max.		b		c		
in.	m	in.	m	in.	m	in.	m	in.	cm	in.	cm	in.
60	1.3	51	0.8	32	1.7	69	2.9	113	81	32	0	0
80	1.7	68	1.1	42	2.4	93	3.9	152	108	42	0	0
100	2.2	85	1.3	53	3.0	117	4.8	191	135	53	0	0
120	2.6	102	1.6	64	3.6	141	5.8	230	162	64	0	0
150	3.2	127	2.0	79	4.5	177	7.3	288	202	79	0	0
200	4.3	170	2.7	106	6.0	237	9.8	385	269	106	0	0
250	5.4	212	3.4	132	7.6	298	12.3	483	337	132	0	0
300	6.5	254	4.0	159	9.1	358	14.7	580	404	159	0	0

Screen type	Screen size			Projection distance a				Screen height				
	H		V	min.		max.		b		c		
in.	m	in.	m	in.	m	in.	m	in.	cm	in.	cm	in.
60	1.3	51	0.8	32	1.7	68	3.0	118	81	32	0	0
80	1.7	68	1.1	42	2.3	91	4.0	158	108	42	0	0
100	2.2	85	1.3	53	2.9	115	5.0	198	135	53	0	0
120	2.6	102	1.6	64	3.5	138	6.0	238	162	64	0	0
150	3.2	127	2.0	79	4.4	173	7.6	298	202	79	0	0
200	4.3	170	2.7	106	5.9	231	10.1	397	269	106	0	0
250	5.4	212	3.4	132	7.4	290	12.6	497	337	132	0	0
300	6.5	254	4.0	159	8.8	348	15.2	597	404	159	0	0



* Equipped with MC-WX5505 and MC-WU5505 only.

LCD Projector



Projectors suitable for large meeting rooms, lecture halls and auditoriums.



Environment	
<p>► Compliance with EU Directive RoHS¹</p> <p>► Reduction of resin usage in production</p> <p>Use of hot runners in molds for making upper housing in order to reduce mill ends.</p>	<p>¹ RoHS is the acronym of "Directive 2011/65/EU of the European Parliament and of the Council of 8 June 2011 on the restriction of the use of certain hazardous substances in electrical and electronic equipment".</p>

—Design and specifications are subject to change without notice.

• The projected images and comparison photos in this catalog are simulations. • LCD panels, polarizers and other optical components and cooling fans may need replacement after prolonged usage. For more details, please consult a sales representative. • Do not use in places where there is a lot of water, dampness, steam, dust, soot or tobacco smoke. This may result in fire or malfunction. • Optical components (lamp, LCD panel, polarizing plate, PBS [polarizer beam splitter]) have limited service lives. They must be repaired or replaced if they are used for a long period of time. • These projectors use a mercury lamp with high internal pressure. Because of its properties, this lamp may burst with a loud noise or burn out if struck or after it has been used for a period of time. The time until it bursts or burns out varies greatly according to differences between lamps and usage conditions. Turning the lamp's power on and off frequently shortens its service life. • Optical components other than the lamp: If the projector is used for six hours or more per day, they may need to be replaced in less than a year. • LCD panel: If the projector is used continuously for six hours or more, its replacement cycle may be shortened. • Do not turn projector on again for ten minutes after shutdown. Neglect can shorten the lifetime of the lamp. During use and immediately after use, do not touch anywhere near the lamp and the vents as these parts are extremely hot. • Each product may have differences of color, brightness and focus due to manufacture variation. • Crestron® and Crestron RoomView® are registered trademarks of Crestron Electronics, Inc. in the United States and other countries. • HDBaseT™ and the HDBaseT Alliance logo are trademarks of the HDBaseT Alliance. • HDMI, the HDMI Logo, and High-Definition Multimedia Interface are trademarks or registered trademarks of HDMI Licensing LLC in the United States and other countries. • MHL, the MHL logo, and Mobile High-Definition Link are trademarks or registered trademarks of MHL, LLC in the United States and other countries. • DICOM is the registered trademark of the National Electrical Manufacturers Association for its standards publications relating to digital communications of medical information. • Extron® is registered trademark of RGB Systems, Incorporated. • All other trademarks are the properties of their respective owners.



Mounting accessories are not included in the box.

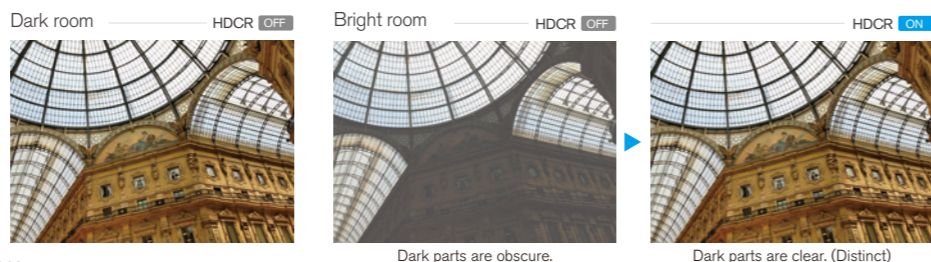
LINE UP

* Local availability may be limited.



HDCR (High Dynamic Contrast Range)

When average projectors are used in bright rooms, the darker colors of an image deteriorate and images become unclear. Using this function, blurred images caused by room lighting or outside light sources are corrected, and an effect similar to increasing contrast occurs. This results in clear images even in bright rooms. * Comparison photos are simulations.




ACCENTUALIZER

ACCENTUALIZER makes pictures look more real by enhancing (1) Shade, (2) Sharpness and (3) Gloss to make pictures as clear as pictures on a flat-panel device. You can also adjust the effects by three levels according to your surroundings so that the colors of projected images are the actual colors of the objects they represent. * Comparison photos are simulations.



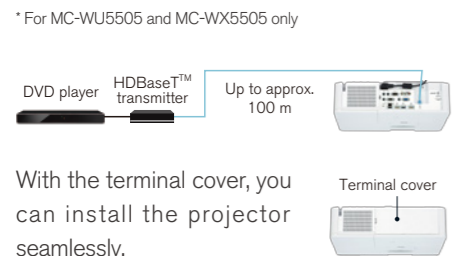
IMAGE OPTIMIZER

Equipped with IMAGE OPTIMIZER, that maintains visibility of an image through automatic image correction in accordance with lamp consumption. * This function may not work properly when HDCR/ACCENTUALIZER is ON. * Comparison photos are simulations.



Seamless Design

Equipped with HDBaseT™ input, capable of transmitting signals with no image degradation using standard LAN cables (Cat5e or higher, shielded type) of up to approx. 100m. * For MC-WU5505 and MC-WX5505 only




With the terminal cover, you can install the projector seamlessly. * You may not be able to attach the terminal cover when cables and devices are connected to the connectors other than the HDBaseT™ terminal.



HDMI® IN / OUT


Equipped with two HDMI® IN and one HDMI® OUT terminals. The HDMI® OUT outputs the signal from HDMI® 1 or HDBaseT™ input terminal, and allows to connect the projectors* in series in order to project the same images simultaneously.



* Up to 7 projectors can be connected in series for HDMI® OUT terminal of this projector. The number of projectors that can be connected varies depending on a source device, cables, etc.

MHL® connectivity

The projectors' HDMI® 1 input terminal supports the MHL® (Mobile High-Definition Link). This feature allows you to mirror the screen of your MHL®-enabled smartphone / tablet on a projected screen.



Instant Stack

Instant Stack lets you place one projector on top of another to project the same image from both onto a screen for added brightness. Overlaying the image is made easier with built-in tools including RS-232C control, Perfect Fit, Lens Shift, test pattern, and stacking alignment peg holes.



* When stacking projectors, there are various precautions and function limitations you should be aware of. Please ask your dealer for details.

Dual mode

Turns on the projectors at the same time.

Alternate mode

Turns on the projectors alternately.




Backup function



When ALTERNATE is selected and an error occurs on one projector in operation, causing the lamp to turn off, the other projector in standby will automatically start to operate.

Edge Blending & Warping

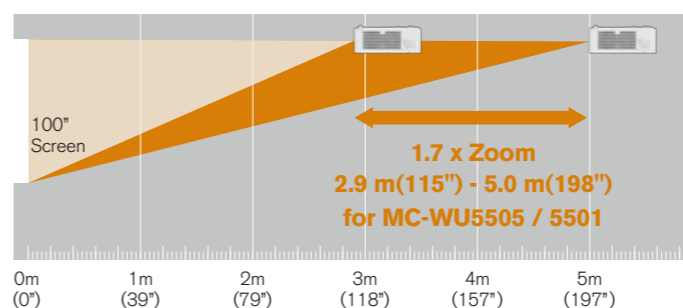
The multiple projectors allow to project one image on a huge curved screen by using the geometry correction and the edge blending functions simultaneously. * The specialized application for warping is required.



1.7 x Zoom*1 lens, Lens shift

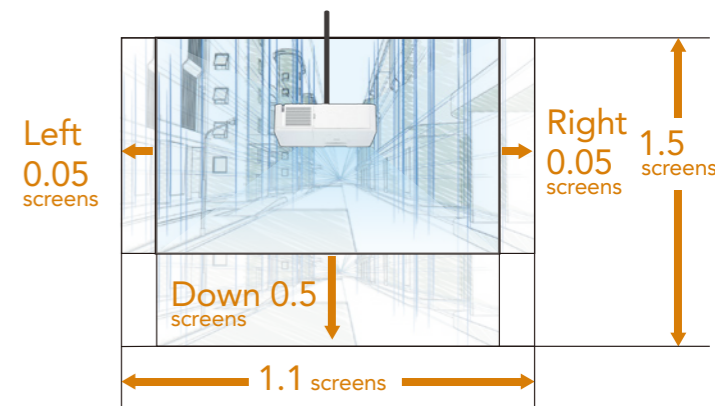
Featuring a powerful 1.7x manual zoom lens, the projectors allow for a greater range of installation possibilities. Manually shift the lens horizontally and vertically, to position the image on the screen without causing keystone distortion.

*1 MC-X5551 / MC-WX5505 / MC-WX5501 : 1.6x zoom



* This figure are not drawn to scale.

Lens shift area



* MC-WU5505 / MC-WU5501 : 0.044 screen to left or right (Total 1.088 screen)

Hybrid Filter

The projectors use a two-layer filter with an unwoven cloth and a static electrode filter. The filter can last up to 10,000 hours*2 without cleaning, reducing maintenance time.



*2 This is an estimate of the acceleration test performed under the condition of 50 mg/m³ suspension dust concentration using JIS (Japanese Industrial Standards) standard powder. Cleaning intervals vary depending on the use environment.

Other functions

- Convenient network
- Wireless capability (option)
- Smart device control & monitoring
- Direct Power On/Off
- Perfect fit
- PbyP / PinP
- DICOM® simulation mode*3
- Easy Scheduling Setting
- Wired Remote & Remote ID (option)

*3 This projector is not a medical device and is not compliant with the DICOM® standard, and neither the projector nor the DICOM® Simulation Mode should be used for medical diagnosis