

USER MANUAL

Ola

dBucket Chorus & Vibrato

strymon®

Front Panel

RAMP SPEED | ENV SENS: In ramp mode, adjusts the **speed** of the ramping effect. The effect ramps more quickly as you turn the knob clockwise. In env mode, adjusts the **sensitivity** to your playing. Effect reacts more strongly as you turn the knob clockwise. This control only applies to env and ramp modes.

TYPE SWITCH:
Selects from a traditional **single delay-line chorus** in chorus mode, to a **studio three-phase multi-delay-line** in multi mode, to a **vintage vibrato** circuit in vibrato mode.

MODE SWITCH:
Switches between **normal** (norm) on/off operation, **envelope controlled** (env) operation where the effect is sensitive to your playing level, and **ramp mode**, where the effect ramps in while the BYPASS footswitch is held down.

SPEED: Adjusts chorus **LFO** speed

DEPTH: Adjusts chorus **LFO** depth

MIX: Adjusts **wet/dry** mix

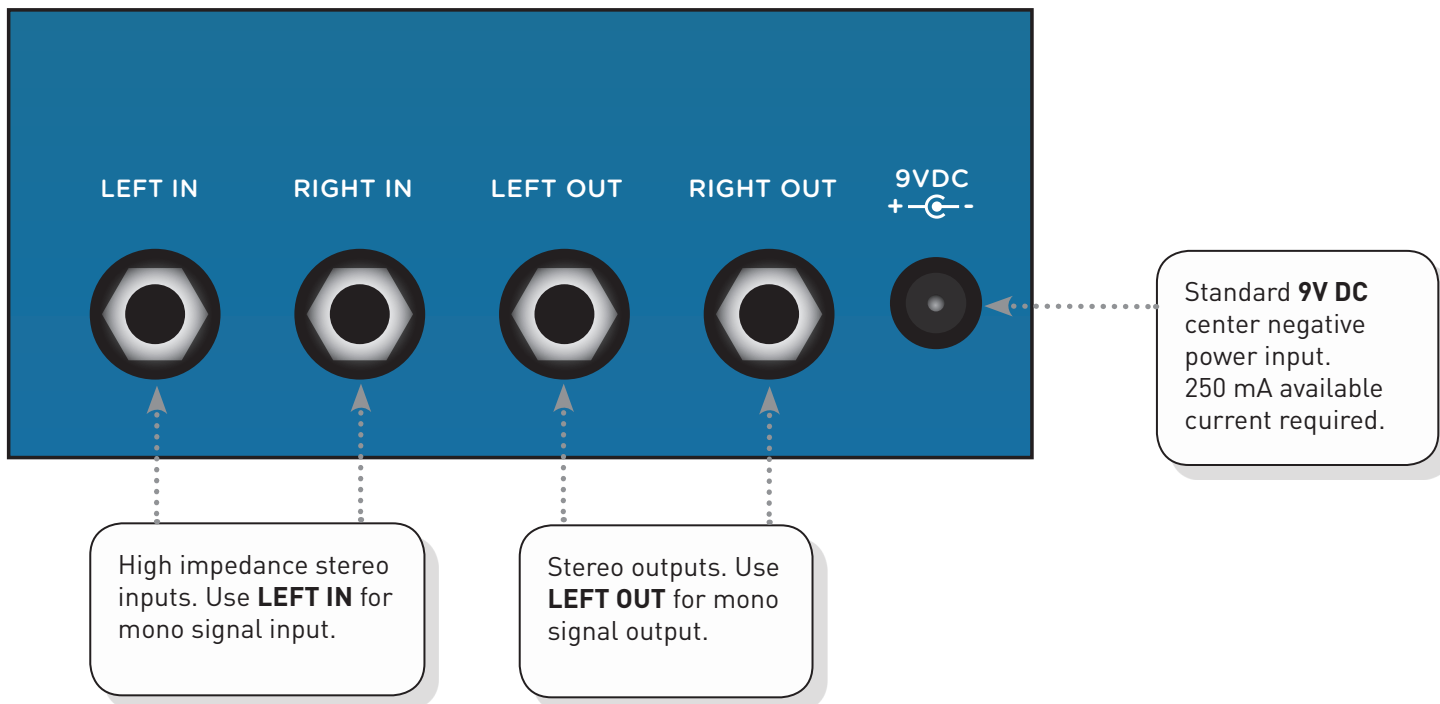
TONE: Adjusts **treble** frequencies of the wet signal, with treble boost at max, treble cut at min, and flat at 12:00



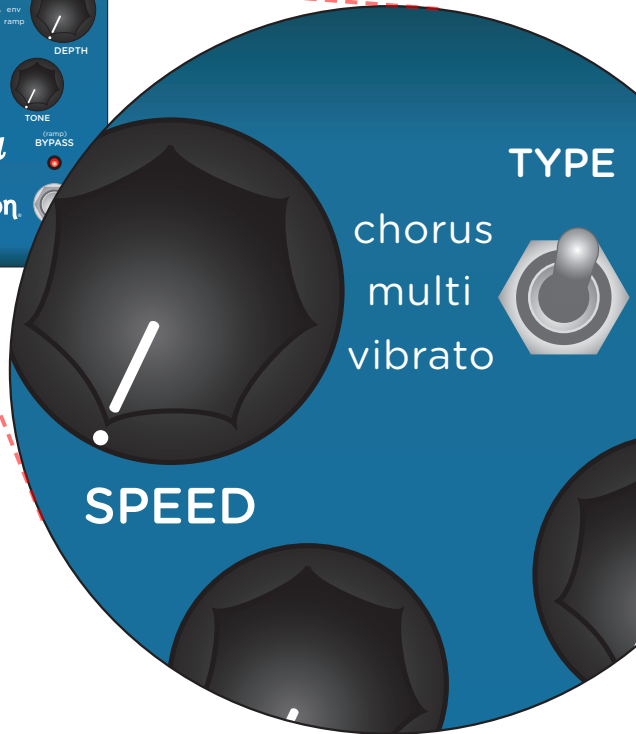
FAVORITE FOOTSWITCH:
Press to select saved favorite sound. When **FAVORITE LED** is lit the favorite setting is engaged. When each knob is turned, the LED will indicate the saved favorite position of the knob. Push and hold the foot switch to save a new favorite sound.

BYPASS FOOTSWITCH:
Engages and disengages effect. Bypass mode is always **true bypass**. LED on indicates that the effect is engaged. **TIP:** Hold the bypass footswitch when in ramp mode to **ramp** in the effect.

Rear Panel

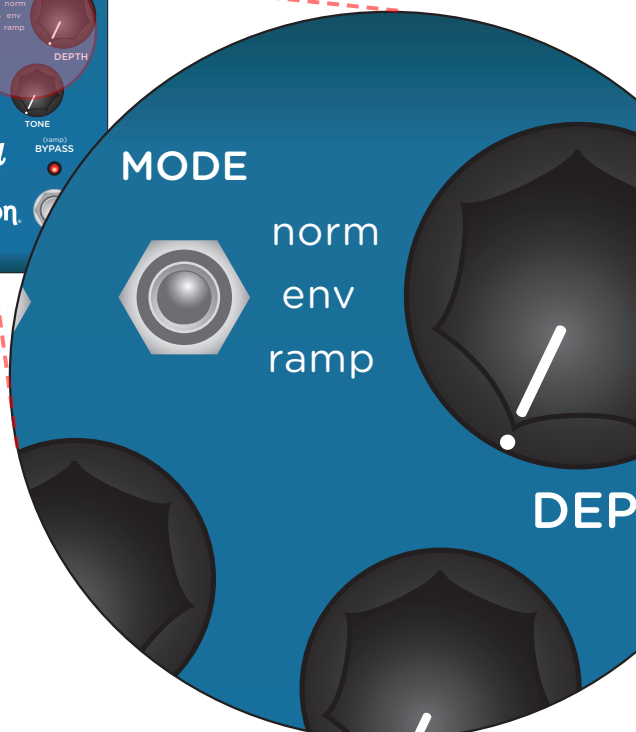


In Depth: Types and Modes



TYPES


The **'chorus'** type is a traditional single-delay-line (one per channel) chorus using our dBucket algorithm. It uses a logarithmic lfo type to create a deep chorus that makes a great transition from lush to pulsing as the speed is increased. The **'multi'** type has three individual dBucket delay sections per channel to create a 'studio' chorus effect that handles a high wet mix without sounding 'warbly'. The **'vibrato'** type employs a sinusoidal-type lfo and a single dBucket delay line per channel to capture the essence of the original classic vibrato stomps.




MODES

The **envelope** mode works differently for each **TYPE** selection. When **'chorus'** is selected, the wet signal diminishes as you play louder and comes back in at lower playing levels, with a smooth and naturally musical transition between the two. With the **'multi'** type, the opposite effect happens. The wet signal increases as you play louder, and diminishes at lower playing levels. In both chorus and multi types, the maximum amount of the wet signal is determined by the position of the **MIX** knob. With **'vibrato'** selected, the speed of the vibrato increases as you play louder, and slows down at lower playing levels. The maximum speed of the LFO is set by the position of the **SPEED** knob. Increasing the **ENV** sens control has the same effect as increasing the level of your guitar signal.

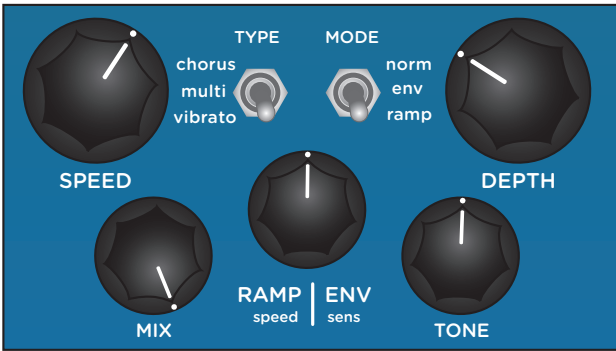
Sample Settings




Lush



Wet Studio




Hypno Ramp




Spinster

(ENV sens control should be adjusted to taste based on guitar output level)

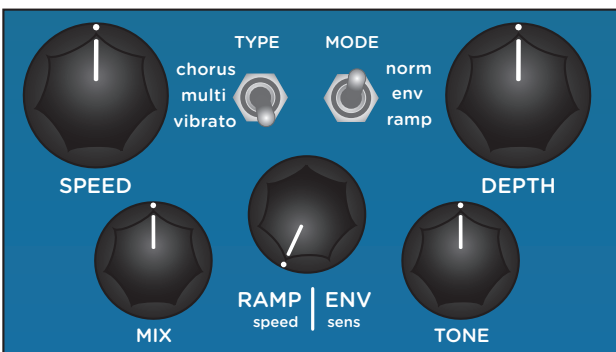


Pulsar




'Hit Me'

(ENV sens control should be adjusted to taste based on guitar output level)



High Noon



Ramp it Up

Features
.....

- Hand Crafted dBucket Algorithm
- Super Low Noise, high performance A/D and D/A Converters
- Premium analog front end and output section
- High Performance DSP
- 3 modulation types (chorus, muti-mode chorus, vibrato)
- 3 dynamic modes (normal, ramp, envelope)
- Controllable ramp speed | envelope sensitivity
- Global tone control for the overall color of your modulation
- Mix control for dialing in various modulation intensities
- Favorite footswitch for saving a favorite setting
- Stereo Input and Output
- Rugged & Lightweight Anodized Aluminum Chassis
- No-Nonsense User Interface
- True Bypass

Specifications
.....

Input Impedance	1Meg Ohm
Output Impedance	100 Ohm
Signal to Noise	110 dB
A/D & D/A	24-bit 96kHz
Frequency Response	20Hz to 20kHz
Max Input Level	+8dBu
DSP performance	1596 MegaFLOPS
Bypass Switching	True Bypass (electromechanical relay switching)
Dimensions	4.5" deep x 4" wide x 1.75" tall

Power Supply
.....

Input Voltage	9VDC Center Negative
Required Current	250mA

Strymon Non-Transferrable Limited Warranty

Warranty

Strymon warrants the product to be free from defects in material and workmanship for a period of one (1) year from the original date of purchase. If the product fails within the warranty period, Strymon will repair or, at our discretion, replace the product at no cost to the original purchaser.

Exclusions

This warranty covers defects in manufacturing discovered while using this product as recommended by Strymon. This warranty does not cover loss or theft, nor does the coverage extend to damage caused by misuse, abuse, unauthorized modification, improper storage, lightning, or natural disasters.

Limits of Liability

In the case of malfunction, the purchaser's sole recourse shall be repair or replacement, as described in the preceding paragraphs. Strymon will not be held liable to any party for damages that result from the failure of this product. Damages excluded include, but are not limited to, the following: lost profits, lost savings, damage to other equipment, and incidental or consequential damages arising from the use, or inability to use this product. In no event will Strymon be liable for more than the amount of the purchase price, not to exceed the current retail price of the product. Strymon disclaims any other warranties, express or implied. By using the product, the user accepts all terms herein.

How to Obtain Service Under this Warranty

For North American customers: Contact Strymon through our website at <http://www.strymon.net/support> for Return Authorization and information. Proof of original ownership may be required in the form of a purchase receipt.

For International Customers: Contact the Strymon dealer from which the product was purchased from in order to arrange warranty repair service.

Strymon® is a division of Damage Control®, LLC.